

PHASE I

PHASE I NOTES:

- = POWER PEDESTAL LOCATION
- = CLEAT LOCATION

PHASE I SLIP SCHEDULE:

(34) BOAT SLIPS WITH 32' LONG DOCK FINGERS

PHASE I POWER PEDESTAL SCHEDULE:

(16) QUAD 30 AMP POWER PEDESTALS

(1) QUAD 50 AMP POWER PEDESTAL

GENERAL NOTES:

1. DOCK FRAMES ARE TO BE HOT DIPPED GALVANIZED STEEL; ALUMINUM AND/OR WOOD FRAMES WILL NOT BE ACCEPTABLE.
2. THE DOCK SYSTEM INDICATED IN THE BID IS A PRE-FABRICATED SYSTEM AS DESIGNED BY, OR APPROVED EQUAL:
THE DOCK DOCTORS, LLC.
19 LITTLE OTTER LANE
FERRISBURG, VT 05456
3. DOCK LAYOUT SHALL BE TO THE CONFIGURATION SHOWN; DIMENSIONS ARE TO THE EDGE OF DOCK STRUCTURAL FRAMES AND DO NOT INCLUDE RUB RAIL OR FENDER.
4. FINGER DOCKS WILL BE MANUFACTURED IN 32' LONG ONE-PIECE UNITS AND MAIN DOCK SECTIONS 36' LONG MINIMUM WITH SHORTER STARTING AND ENDING FRAMES. THE UNITS WILL BE COMPLETE, WITH FLOATATION SO THAT THEY WILL LIFT DIRECTLY OFF THE DELIVERY TRUCK AND INTO THE WATER.
5. DOCK MANUFACTURER MUST PERFORM SITE VISIT TO ASSESS GANGWAY CONNECTION AND PERFORM DEPTH STUDY. NOTIFY ENGINEER OF TIME AND DATE OF SITE VISIT TO BE PERFORMED.
6. ANCHORING PLAN ILLUSTRATED IS CONCEPTUAL ONLY AND MUST BE DESIGNED AND VERIFIED BY THE DOCK MANUFACTURER.
7. DOCK MANUFACTURER MUST PERFORM INSTALLATION OF THE COMPLETE FLOATING DOCK SYSTEM. SUBCONTRACTORS WILL NOT BE ACCEPTED.
8. MARINA ELECTRICAL EQUIPMENT PEDESTALS TO BE PURCHASED AND MOUNTED TO THE DOCK SYSTEM. ALL ELECTRICAL WIRING AND CONNECTIONS BY OTHERS. SEE QUANTITY AND SPECIFICATIONS IN WRITTEN SPECIFICATIONS.

WATERFRONT SOLUTIONS
 CONSULTING GROUP, INC.
 19 LITTLE OTTER LANE
 FERRISBURG, VT 05456

PRELIMINARY NOT FOR CONSTRUCTION

REV. DESCRIPTION
 DRAWN: T. DIETRICH
 CHECKED:
 APPROVED:

REPRODUCTION IN ANY WAY OF THIS PRINT AND SPECIFICATIONS IS COMPLETELY PROHIBITED. THIS DOCUMENT IS THE INTELLECTUAL PROPERTY OF WATERFRONT SOLUTIONS, LLC. AND THIS CANNOT BE REDISTRIBUTED WITHOUT EXPRESS WRITTEN CONSENT OF WATERFRONT SOLUTIONS, LLC.

CITY OF PLATTSBURGH MARINA
PLATTSBURGH, NY - LAKE CHAMPLAIN

GENERAL NOTES:

APPROVED TO BUILD

BY

DATE

PROJECT: CITY OF PLATTSBURGH

LOCATION: PLATTSBURGH, NY

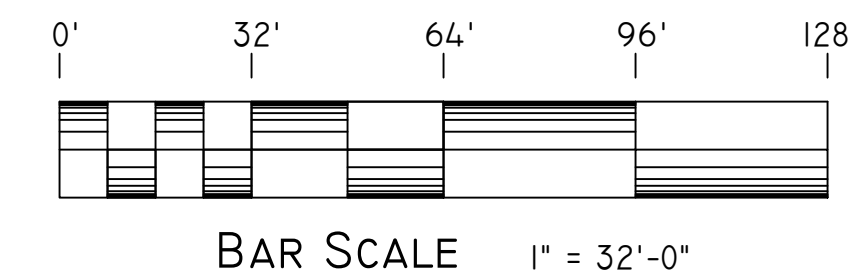
DESCRIPTION: FLOATING DOCK-PHASE I

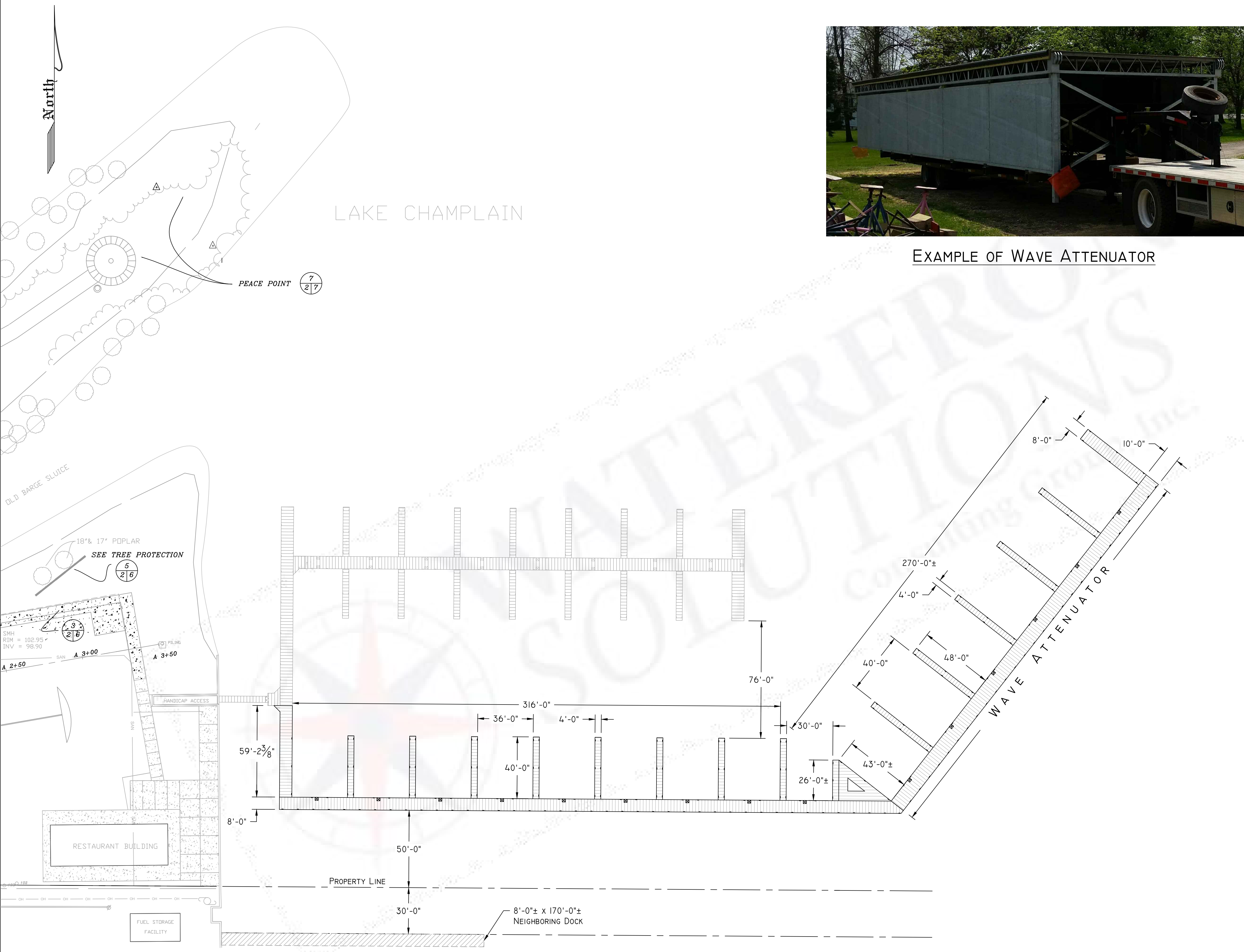
SCALE: 1" = 32'-0" DATE: 10-23-2014

PAGE #

1

5





EXAMPLE OF WAVE ATTENUATOR

PHASE 2 NOTES:

- = POWER PEDESTAL LOCATION
- = CLEAT LOCATION

PHASE 2 SLIP SCHEDULE:

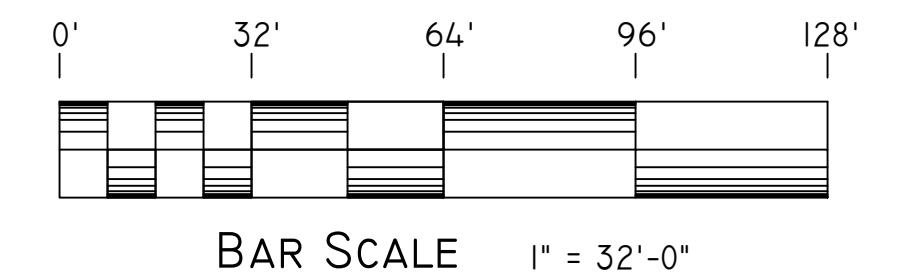
- (1) BOAT SLIP WITH 26'± LONG DOCK FINGER
- (17) BOAT SLIPS WITH 40'± LONG DOCK FINGERS
- (1) BOAT SLIP WITH 43'± LONG DOCK FINGERS
- (11) BOAT SLIPS WITH 48'± LONG DOCK FINGERS

PHASE 2 POWER PEDESTAL SCHEDULE:

- (9) QUAD 30 AMP POWER PEDESTALS
- (6) QUAD 50 AMP POWER PEDESTALS

GENERAL NOTES:

1. DOCK FRAMES ARE TO BE HOT DIPPED GALVANIZED STEEL; ALUMINUM AND/OR WOOD FRAMES WILL NOT BE ACCEPTABLE.
2. THE DOCK SYSTEM INDICATED IN THE BID IS A PRE-FABRICATED SYSTEM AS DESIGNED BY, OR APPROVED EQUAL:
THE DOCK DOCTORS, LLC.
19 LITTLE OTTER LANE
FERRISBURG, VT 05456
3. DOCK LAYOUT SHALL BE TO THE CONFIGURATION SHOWN; DIMENSIONS ARE TO THE EDGE OF DOCK STRUCTURAL FRAMES AND DO NOT INCLUDE RUB RAIL OR FENDER.
4. FINGER DOCKS WILL BE MANUFACTURED IN 32' LONG ONE-PIECE UNITS AND MAIN DOCK SECTIONS 36' LONG MINIMUM WITH SHORTER STARTING AND ENDING FRAMES. THE UNITS WILL BE COMPLETE, WITH FLOATATION SO THAT THEY WILL LIFT DIRECTLY OFF THE DELIVERY TRUCK AND INTO THE WATER.
5. DOCK MANUFACTURER MUST PERFORM SITE VISIT TO ASSESS GANGWAY CONNECTION AND PERFORM DEPTH STUDY. NOTIFY ENGINEER OF TIME AND DATE OF SITE VISIT TO BE PERFORMED.
6. ANCHORING PLAN ILLUSTRATED IS CONCEPTUAL ONLY AND MUST BE DESIGNED AND VERIFIED BY THE DOCK MANUFACTURER.
7. DOCK MANUFACTURER MUST PERFORM INSTALLATION OF THE COMPLETE FLOATING DOCK SYSTEM. SUBCONTRACTORS WILL NOT BE ACCEPTED.
8. MARINA ELECTRICAL EQUIPMENT PEDESTALS TO BE PURCHASED AND MOUNTED TO THE DOCK SYSTEM. ALL ELECTRICAL WIRING AND CONNECTIONS BY OTHERS. SEE QUANTITY AND SPECIFICATIONS IN WRITTEN SPECIFICATIONS.



WATERFRONT SOLUTIONS
19 LITTLE OTTER LANE
FERRISBURG, VT 05456

PRELIMINARY NOT FOR CONSTRUCTION

REV. DESCRIPTION

DRAWN: T. DIETRICH

CHECKED:

APPROVED:

REPRODUCTION IN ANY WAY OF THIS PRINT AND SPECIFICATIONS IS COMPLETELY PROHIBITED. THIS DOCUMENT IS THE INTELLECTUAL PROPERTY OF WATERFRONT SOLUTIONS, LLC. AND THIS CANNOT BE REDISTRIBUTED WITHOUT EXPRESS WRITTEN CONSENT OF WATERFRONT SOLUTIONS, LLC.

CITY OF PLATTSBURGH MARINA
PLATTSBURGH, NY - LAKE CHAMPLAIN

GENERAL NOTES:

APPROVED TO BUILD

BY

DATE

PROJECT: CITY OF PLATTSBURGH

LOCATION: PLATTSBURGH, NY

DESCRIPTION: FLOATING DOCK-PHASE 2

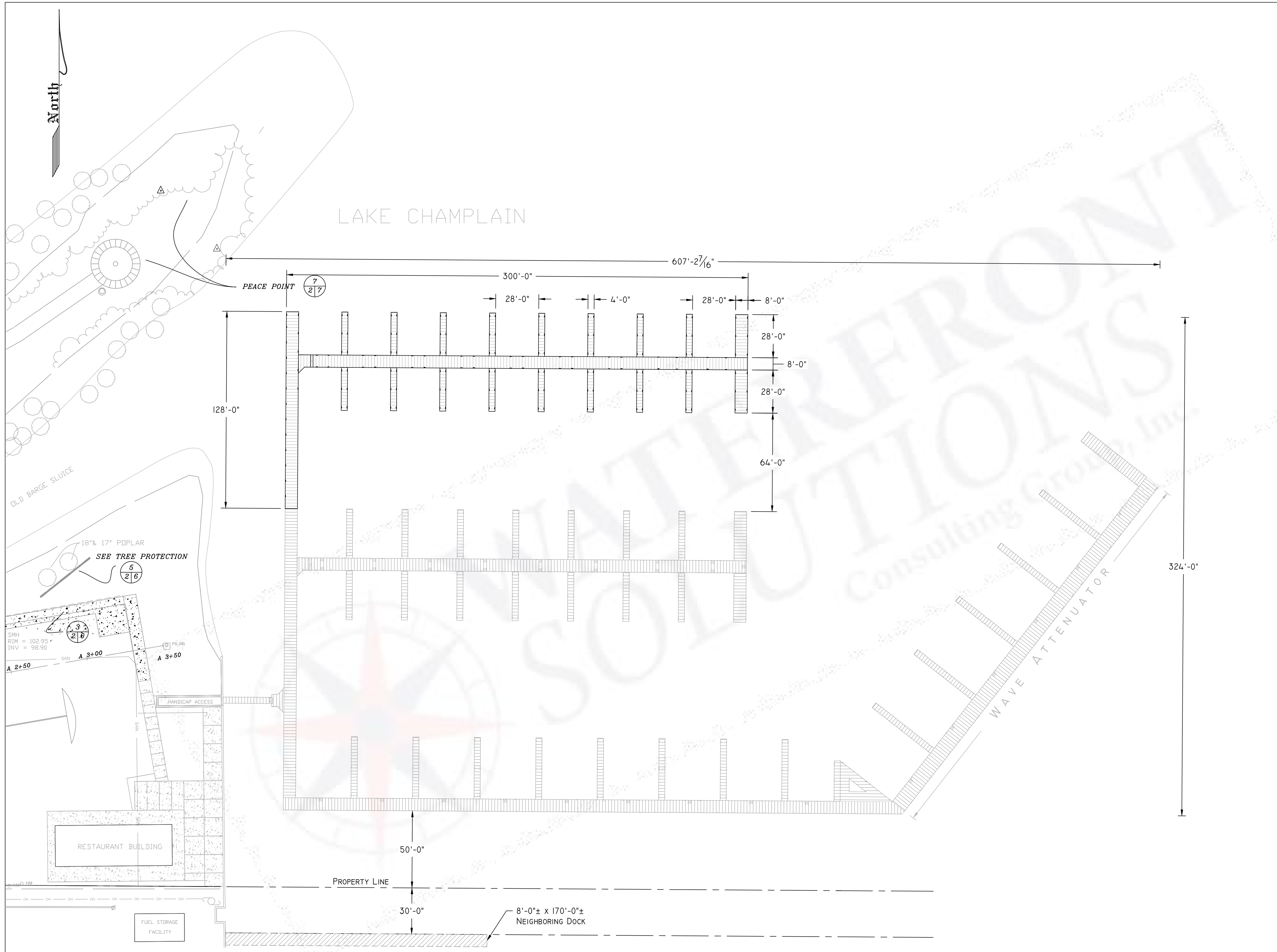
SCALE: 1" = 32'-0" DATE: 10-23-2014

PAGE #

2

5

PHASE 2



PHASE 3A

PHASE 3A NOTES:

- = POWER PEDESTAL LOCATION
- = CLEAT LOCATION

PHASE 3A SLIP SCHEDULE:

(38) BOAT SLIPS WITH 28' LONG DOCK FINGERS

PHASE 3A POWER PEDESTAL SCHEDULE:

(0) POWER PEDESTALS

GENERAL NOTES:

1. DOCK FRAMES ARE TO BE HOT DIPPED GALVANIZED STEEL; ALUMINUM AND/OR WOOD FRAMES WILL NOT BE ACCEPTABLE.
2. THE DOCK SYSTEM INDICATED IN THE BID IS A PRE-FABRICATED SYSTEM AS DESIGNED BY, OR APPROVED EQUAL: THE DOCK DOCTORS, LLC. 19 LITTLE OTTER LANE FERRISBURG, VT 05456
3. DOCK LAYOUT SHALL BE TO THE CONFIGURATION SHOWN; DIMENSIONS ARE TO THE EDGE OF DOCK STRUCTURAL FRAMES AND DO NOT INCLUDE RUB RAIL OR FENDER.
4. FINGER DOCKS WILL BE MANUFACTURED IN 32' LONG ONE-PIECE UNITS AND MAIN DOCK SECTIONS 36' LONG MINIMUM WITH SHORTER STARTING AND ENDING FRAMES. THE UNITS WILL BE COMPLETE, WITH FLOATATION SO THAT THEY WILL LIFT DIRECTLY OFF THE DELIVERY TRUCK AND INTO THE WATER.
5. DOCK MANUFACTURER MUST PERFORM SITE VISIT TO ASSESS GANGWAY CONNECTION AND PERFORM DEPTH STUDY. NOTIFY ENGINEER OF TIME AND DATE OF SITE VISIT TO BE PERFORMED.
6. ANCHORING PLAN ILLUSTRATED IS CONCEPTUAL ONLY AND MUST BE DESIGNED AND VERIFIED BY THE DOCK MANUFACTURER.
7. DOCK MANUFACTURER MUST PERFORM INSTALLATION OF THE COMPLETE FLOATING DOCK SYSTEM. SUBCONTRACTORS WILL NOT BE ACCEPTED.
8. MARINA ELECTRICAL EQUIPMENT PEDESTALS TO BE PURCHASED AND MOUNTED TO THE DOCK SYSTEM. ALL ELECTRICAL WIRING AND CONNECTIONS BY OTHERS. SEE QUANTITY AND SPECIFICATIONS IN WRITTEN SPECIFICATIONS.

WATERFRONT SOLUTIONS
 CONSULTING GROUP, INC.
 19 LITTLE OTTER LANE
 FERRISBURG, VT 05456

PRELIMINARY NOT FOR CONSTRUCTION

REV. DESCRIPTION
 DRAWN: T. DIETRICH
 CHECKED:
 APPROVED:

REPRODUCTION IN ANY WAY OF THIS PRINT AND SPECIFICATIONS IS COMPLETELY PROHIBITED. THIS DOCUMENT IS THE INTELLECTUAL PROPERTY OF WATERFRONT SOLUTIONS, LLC. AND THIS CANNOT BE REDISTRIBUTED WITHOUT EXPRESS WRITTEN CONSENT OF WATERFRONT SOLUTIONS, LLC.

CITY OF PLATTSBURGH MARINA
 PLATTSBURGH, NY - LAKE CHAMPLAIN

GENERAL NOTES:

APPROVED TO BUILD

BY

DATE

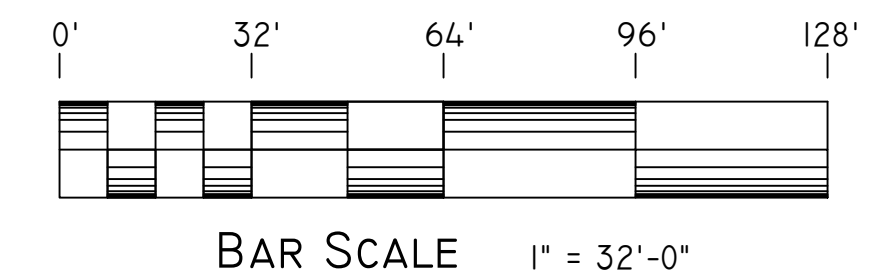
PROJECT: CITY OF PLATTSBURGH

LOCATION: PLATTSBURGH, NY

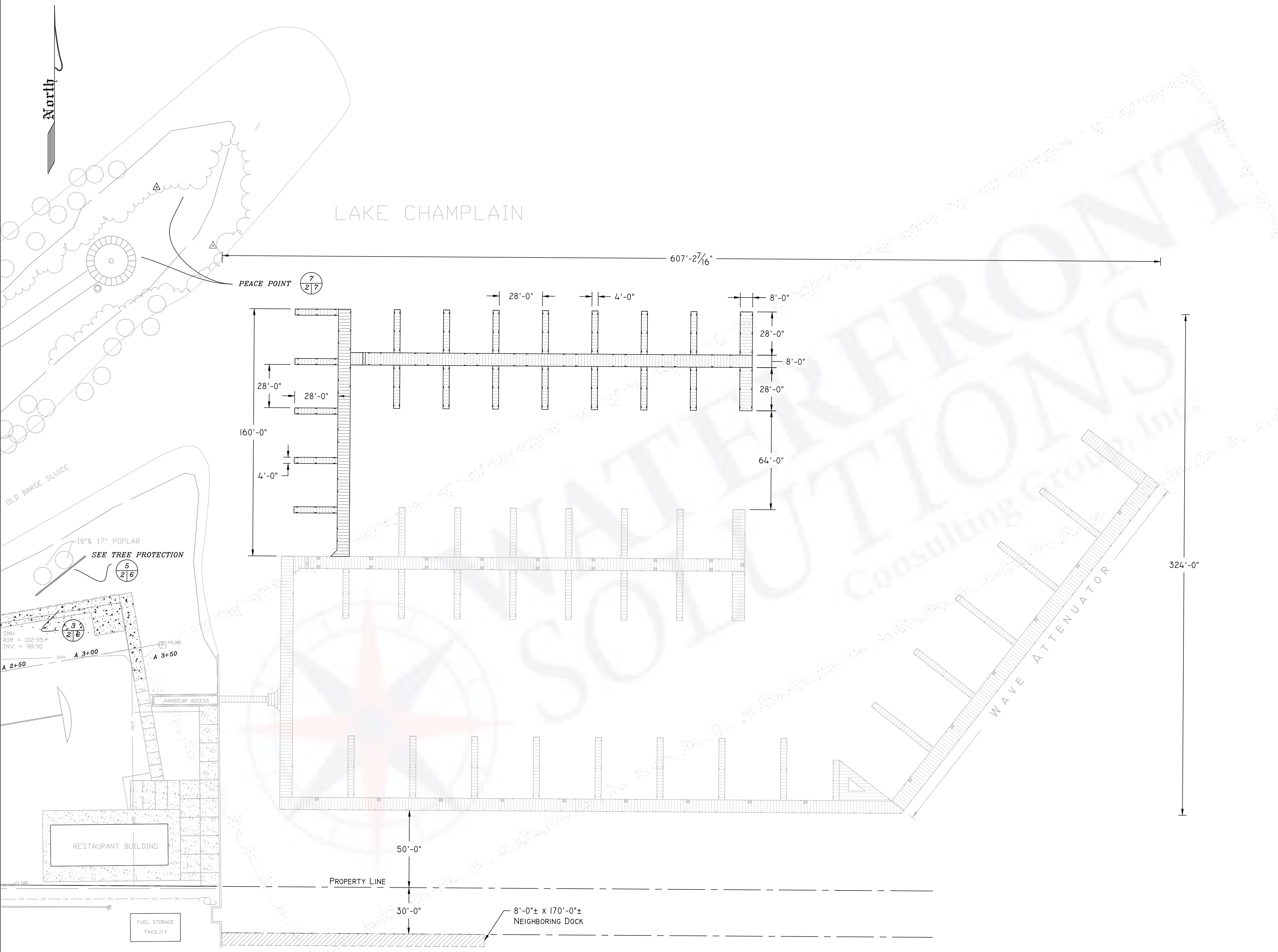
DESCRIPTION: FLOATING DOCK-PHASE 3A

SCALE: 1" = 32'-0" DATE: 10-23-2014

PAGE #



3A
5



PHASE 3B NOTES:

☒ = POWER PEDESTAL LOCATION
 — = CLEAT LOCATION

PHASE 3B SLIP SCHEDULE:

(45) BOAT SLIPS WITH 28' LONG DOCK FINGERS

PHASE 3B POWER PEDESTAL SCHEDULE:

(0) POWER PEDESTALS

GENERAL NOTES:

- DOCK FRAMES ARE TO BE HOT DIPPED GALVANIZED STEEL; ALUMINUM AND/OR WOOD FRAMES WILL NOT BE ACCEPTABLE.
- THE DOCK SYSTEM INDICATED IN THE BID IS A PRE-FABRICATED SYSTEM AS DESIGNED BY, OR APPROVED EQUAL:
 THE DOCK DOCTORS, LLC.
 19 LITTLE OTTER LANE
 FERRISBURG, VT 05456
- DOCK LAYOUT SHALL BE TO THE CONFIGURATION SHOWN; DIMENSIONS ARE TO THE EDGE OF DOCK STRUCTURAL FRAMES AND DO NOT INCLUDE RUB RAIL OR FENDER.
- FINGER DOCKS WILL BE MANUFACTURED IN 32' LONG ONE-PIECE UNITS AND MAIN DOCK SECTIONS 36' LONG MINIMUM WITH SHORTER STARTING AND ENDING FRAMES. THE UNITS WILL BE COMPLETE, WITH FLOATATION SO THAT THEY WILL LIFT DIRECTLY OFF THE DELIVERY TRUCK AND INTO THE WATER.
- DOCK MANUFACTURER MUST PERFORM SITE VISIT TO ASSESS GANGWAY CONNECTION AND PERFORM DEPTH STUDY. NOTIFY ENGINEER OF TIME AND DATE OF SITE VISIT TO BE PERFORMED.
- ANCHORING PLAN ILLUSTRATED IS CONCEPTUAL ONLY AND MUST BE DESIGNED AND VERIFIED BY THE DOCK MANUFACTURER.
- DOCK MANUFACTURER MUST PERFORM INSTALLATION OF THE COMPLETE FLOATING DOCK SYSTEM. SUBCONTRACTORS WILL NOT BE ACCEPTED.
- MARINA ELECTRICAL EQUIPMENT PEDESTALS TO BE PURCHASED AND MOUNTED TO THE DOCK SYSTEM. ALL ELECTRICAL WIRING AND CONNECTIONS BY OTHERS. SEE QUANTITY AND SPECIFICATIONS IN WRITTEN SPECIFICATIONS.

WATERFRONT SOLUTIONS
 CONSULTING GROUP, INC.
 19 LITTLE OTTER LANE
 FERRISBURG, VT 05456

PRELIMINARY NOT FOR CONSTRUCTION

REV.	DESCRIPTION

DRAWN: T. DIETRICH
 CHECKED:
 APPROVED:
 REPRODUCTION IN ANY WAY OF THIS PRINT AND SPECIFICATIONS IS COMPLETELY PROHIBITED. THIS DOCUMENT IS THE INTELLECTUAL PROPERTY OF WATERFRONT SOLUTIONS, LLC. AND THIS CANNOT BE REDISTRIBUTED WITHOUT EXPRESS WRITTEN CONSENT OF WATERFRONT SOLUTIONS, LLC.

CITY OF PLATTSBURGH MARINA
 PLATTSBURGH, NY - LAKE CHAMPLAIN

GENERAL NOTES:

APPROVED TO BUILD

BY

DATE

PROJECT:
 CITY OF PLATTSBURGH

LOCATION:
 PLATTSBURGH, NY

DESCRIPTION:
 FLOATING DOCK-PHASE 3B

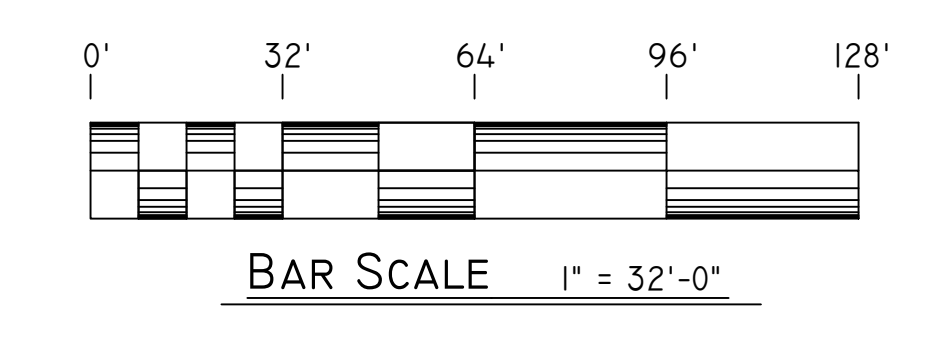
SCALE: 1" = 32'-0"
 DATE: 10-23-2014

PAGE #

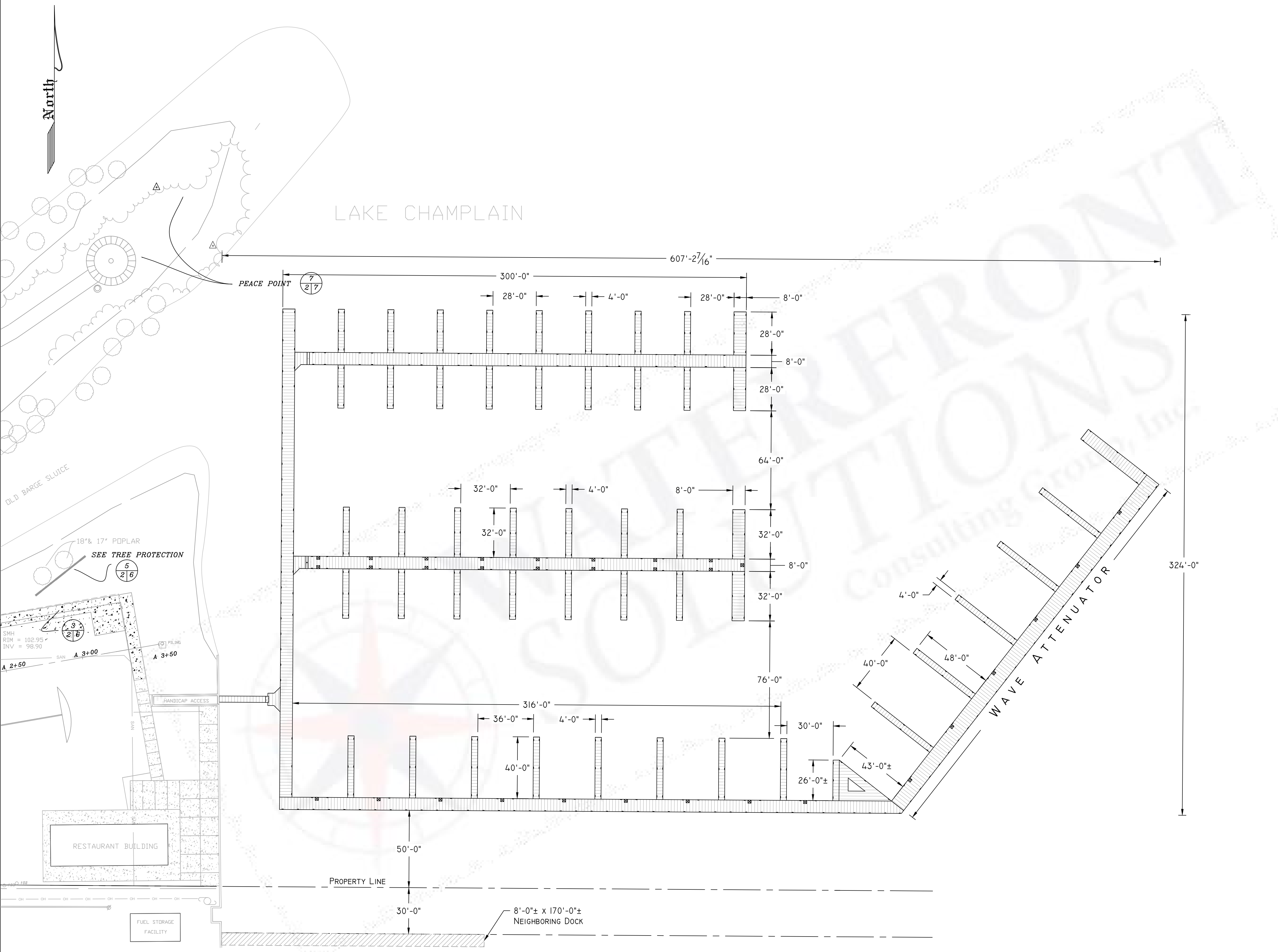
3B

5

DWG#: PLA-001



PHASE 3B



MASTER PLAN 4A

MASTER PLAN A NOTES:

- = POWER PEDESTAL LOCATION
- = CLEAT LOCATION

MASTER PLAN A SLIP SCHEDULE:

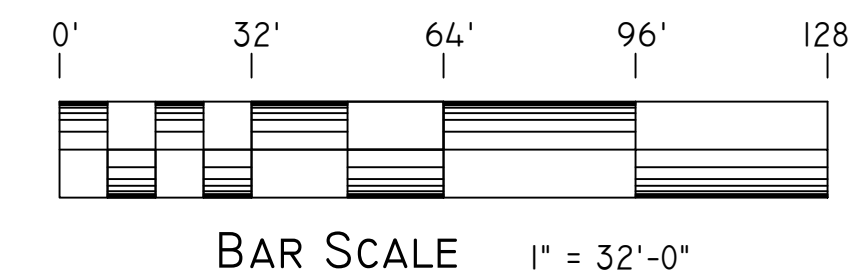
- (1) BOAT SLIP WITH 26'± LONG DOCK FINGERS
- (38) BOAT SLIPS WITH 28' LONG DOCK FINGERS
- (34) BOAT SLIPS WITH 32' LONG DOCK FINGERS
- (17) BOAT SLIPS WITH 40' LONG DOCK FINGERS
- (1) BOAT SLIPS WITH 43'± LONG DOCK FINGERS
- (11) BOAT SLIPS WITH 48' LONG DOCK FINGERS

MASTER PLAN A POWER PEDESTAL SCHEDULE:

- (31) QUAD 30 AMP POWER PEDESTALS
- (1) DOUBLE 50 AMP POWER PEDESTALS

GENERAL NOTES:

1. DOCK FRAMES ARE TO BE HOT DIPPED GALVANIZED STEEL; ALUMINUM AND/OR WOOD FRAMES WILL NOT BE ACCEPTABLE.
2. THE DOCK SYSTEM INDICATED IN THE BID IS A PRE-FABRICATED SYSTEM AS DESIGNED BY, OR APPROVED EQUAL: THE DOCK DOCTORS, LLC. 19 LITTLE OTTER LANE FERRISBURG, VT 05456
3. DOCK LAYOUT SHALL BE TO THE CONFIGURATION SHOWN; DIMENSIONS ARE TO THE EDGE OF DOCK STRUCTURAL FRAMES AND DO NOT INCLUDE RUB RAIL OR FENDER.
4. FINGER DOCKS WILL BE MANUFACTURED IN 32' LONG ONE-PIECE UNITS AND MAIN DOCK SECTIONS 36' LONG MINIMUM WITH SHORTER STARTING AND ENDING FRAMES. THE UNITS WILL BE COMPLETE, WITH FLOATATION SO THAT THEY WILL LIFT DIRECTLY OFF THE DELIVERY TRUCK AND INTO THE WATER.
5. DOCK MANUFACTURER MUST PERFORM SITE VISIT TO ASSESS GANGWAY CONNECTION AND PERFORM DEPTH STUDY. NOTIFY ENGINEER OF TIME AND DATE OF SITE VISIT TO BE PERFORMED.
6. ANCHORING PLAN ILLUSTRATED IS CONCEPTUAL ONLY AND MUST BE DESIGNED AND VERIFIED BY THE DOCK MANUFACTURER.
7. DOCK MANUFACTURER MUST PERFORM INSTALLATION OF THE COMPLETE FLOATING DOCK SYSTEM. SUBCONTRACTORS WILL NOT BE ACCEPTED.
8. MARINA ELECTRICAL EQUIPMENT PEDESTALS TO BE PURCHASED AND MOUNTED TO THE DOCK SYSTEM. ALL ELECTRICAL WIRING AND CONNECTIONS BY OTHERS. SEE QUANTITY AND SPECIFICATIONS IN WRITTEN SPECIFICATIONS.



WATERFRONT SOLUTIONS
 CONSULTING GROUP, INC.
 19 LITTLE OTTER LANE
 FERRISBURG, VT 05456

PRELIMINARY NOT FOR CONSTRUCTION

REV.	DESCRIPTION

DRAWN: T. DIETRICH
 CHECKED:
 APPROVED:

REPRODUCTION IN ANY WAY OF THIS PRINT AND SPECIFICATIONS IS COMPLETELY PROHIBITED. THIS DOCUMENT IS THE INTELLECTUAL PROPERTY OF WATERFRONT SOLUTIONS, LLC. AND THIS CANNOT BE REDISTRIBUTED WITHOUT EXPRESS WRITTEN CONSENT OF WATERFRONT SOLUTIONS, LLC.

CITY OF PLATTSBURGH MARINA
 PLATTSBURGH, NY - LAKE CHAMPLAIN

GENERAL NOTES:

APPROVED TO BUILD

BY

DATE

PROJECT: CITY OF PLATTSBURGH

LOCATION: PLATTSBURGH, NY

DESCRIPTION: ENTIRE FLOATING DOCK MASTER PLAN A

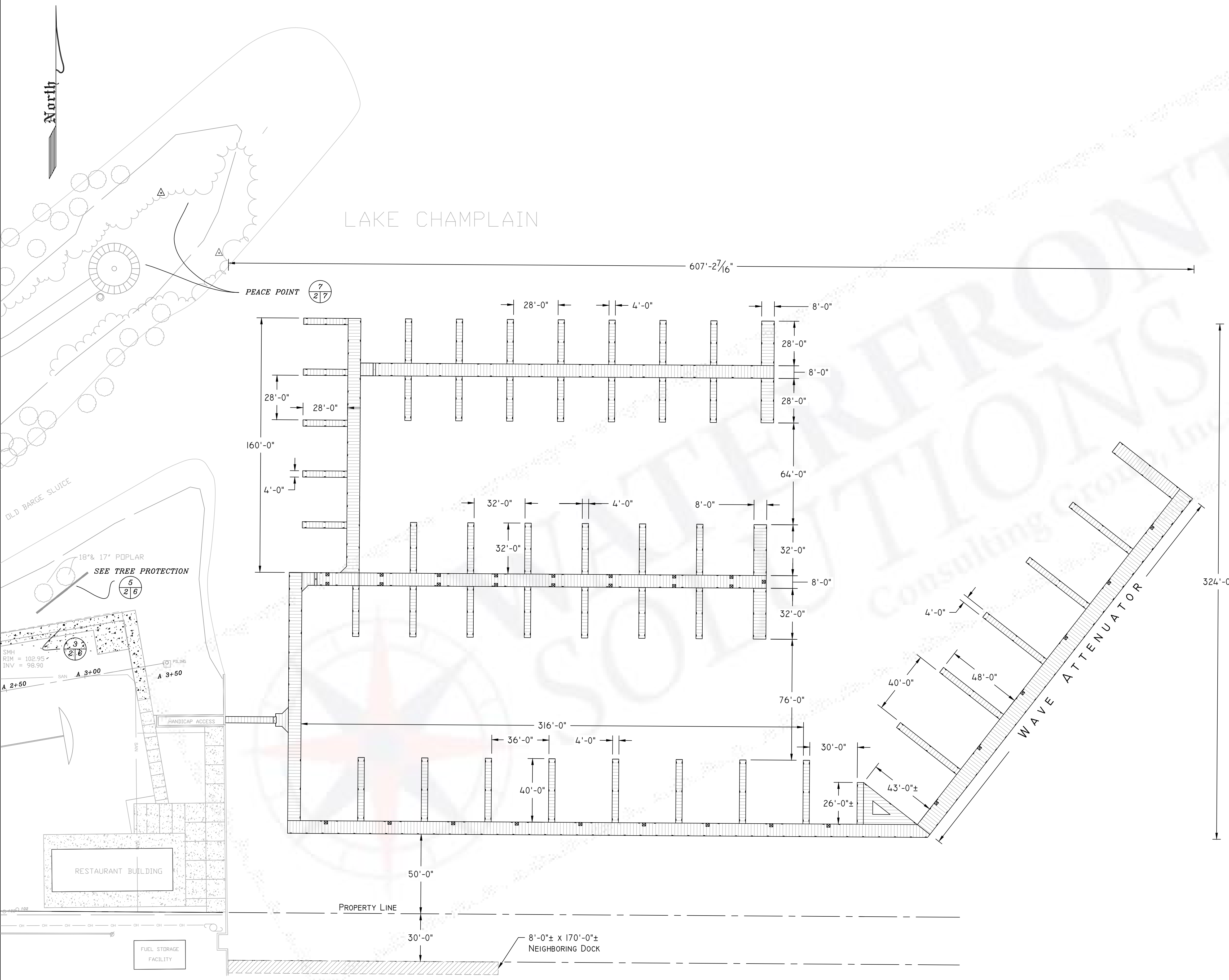
SCALE: 1" = 32'-0" DATE: 10-23-2014

PAGE #

4A

5

DWG#: PLA-001



MASTER PLAN 4B

MASTER PLAN B NOTES:

- = POWER PEDESTAL LOCATION
- = CLEAT LOCATION

MASTER PLAN B SLIP SCHEDULE:

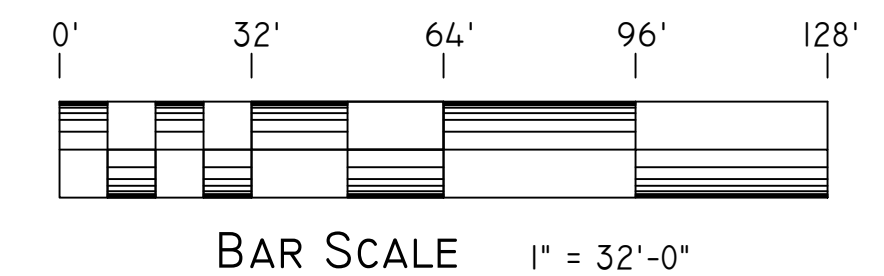
- (1) BOAT SLIP WITH 26'± LONG DOCK FINGERS
- (45) BOAT SLIPS WITH 28' LONG DOCK FINGERS
- (32) BOAT SLIPS WITH 32' LONG DOCK FINGERS
- (17) BOAT SLIPS WITH 40' LONG DOCK FINGERS
- (1) BOAT SLIPS WITH 43'± LONG DOCK FINGERS
- (11) BOAT SLIPS WITH 48' LONG DOCK FINGERS

MASTER PLAN B POWER PEDESTAL SCHEDULE:

- (31) QUAD 30 AMP POWER PEDESTALS
- (1) DOUBLE 50 AMP POWER PEDESTALS

GENERAL NOTES:

1. DOCK FRAMES ARE TO BE HOT DIPPED GALVANIZED STEEL; ALUMINUM AND/OR WOOD FRAMES WILL NOT BE ACCEPTABLE.
2. THE DOCK SYSTEM INDICATED IN THE BID IS A PRE-FABRICATED SYSTEM AS DESIGNED BY, OR APPROVED EQUAL: THE DOCK DOCTORS, LLC. 19 LITTLE OTTER LANE FERRISBURG, VT 05456
3. DOCK LAYOUT SHALL BE TO THE CONFIGURATION SHOWN; DIMENSIONS ARE TO THE EDGE OF DOCK STRUCTURAL FRAMES AND DO NOT INCLUDE RUB RAIL OR FENDER.
4. FINGER DOCKS WILL BE MANUFACTURED IN 32' LONG ONE-PIECE UNITS AND MAIN DOCK SECTIONS 36' LONG MINIMUM WITH SHORTER STARTING AND ENDING FRAMES. THE UNITS WILL BE COMPLETE, WITH FLOATATION SO THAT THEY WILL LIFT DIRECTLY OFF THE DELIVERY TRUCK AND INTO THE WATER.
5. DOCK MANUFACTURER MUST PERFORM SITE VISIT TO ASSESS GANGWAY CONNECTION AND PERFORM DEPTH STUDY. NOTIFY ENGINEER OF TIME AND DATE OF SITE VISIT TO BE PERFORMED.
6. ANCHORING PLAN ILLUSTRATED IS CONCEPTUAL ONLY AND MUST BE DESIGNED AND VERIFIED BY THE DOCK MANUFACTURER.
7. DOCK MANUFACTURER MUST PERFORM INSTALLATION OF THE COMPLETE FLOATING DOCK SYSTEM. SUBCONTRACTORS WILL NOT BE ACCEPTED.
8. MARINA ELECTRICAL EQUIPMENT PEDESTALS TO BE PURCHASED AND MOUNTED TO THE DOCK SYSTEM. ALL ELECTRICAL WIRING AND CONNECTIONS BY OTHERS. SEE QUANTITY AND SPECIFICATIONS IN WRITTEN SPECIFICATIONS.



WATERFRONT SOLUTIONS
 CONSULTING GROUP, INC.
 19 LITTLE OTTER LANE
 FERRISBURG, VT 05456

PRELIMINARY NOT FOR CONSTRUCTION

REV. DESCRIPTION
 DRAWN: T. DIETRICH
 CHECKED:
 APPROVED:

REPRODUCTION IN ANY WAY OF THIS PRINT AND SPECIFICATIONS IS COMPLETELY PROHIBITED. THIS DOCUMENT IS THE INTELLECTUAL PROPERTY OF WATERFRONT SOLUTIONS, LLC. AND THIS CANNOT BE REDISTRIBUTED WITHOUT EXPRESS WRITTEN CONSENT OF WATERFRONT SOLUTIONS, LLC.

CITY OF PLATTSBURGH MARINA
 PLATTSBURGH, NY - LAKE CHAMPLAIN

GENERAL NOTES:

APPROVED TO BUILD

BY

DATE

PROJECT:
CITY OF PLATTSBURGH

LOCATION:
PLATTSBURGH, NY

DESCRIPTION:
ENTIRE FLOATING DOCK MASTER PLAN B

SCALE: 1" = 32'-0" DATE: 10-23-2014

PAGE #

4B

5

DWG#: PLA-001



CITY OF PLATTSBURGH MARINA
 PLATTSBURGH, NY - LAKE CHAMPLAIN

GENERAL NOTES:

APPROVED TO BUILD

BY

DATE

PROJECT:

CITY OF PLATTSBURGH

LOCATION:

PLATTSBURGH, NY

DESCRIPTION:

MASTER PLAN WITH

SATELLITE IMAGE

SCALE: 1" = 96'-0"

DATE: 10-23-2014

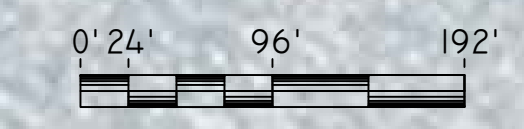
PAGE #

5A

5

OF

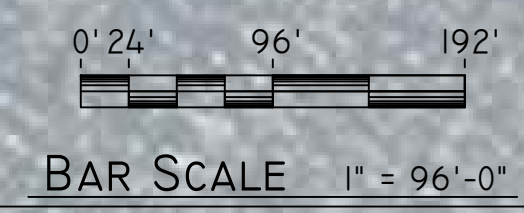
PROPOSED MASTER DOCK PLAN A IMPOSED ON SATELLITE IMAGE



BAR SCALE 1" = 96'-0"



PROPOSED MASTER DOCK PLAN B IMPOSED ON SATELLITE IMAGE



CITY OF PLATTSBURGH MARINA
 PLATTSBURGH, NY - LAKE CHAMPLAIN

GENERAL NOTES:

APPROVED TO BUILD

BY

DATE

PROJECT:

CITY OF PLATTSBURGH

LOCATION:

PLATTSBURGH, NY

DESCRIPTION:

MASTER PLAN WITH SATELLITE IMAGE

SCALE:

1" = 96'-0"

DATE:

10-23-2014

PAGE #

5B

5

OF